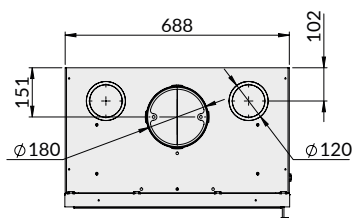
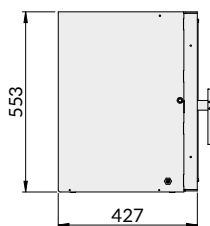


pt / es / en

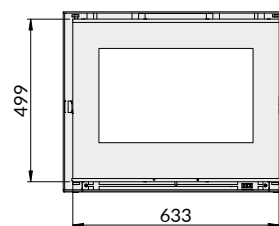
Potência / Potencia / Power (kW)	9,6
Eficiência / Eficiencia / Efficiency (%)	80,6
Consumo / Consumption (Kg/h)	2,6
Ventilador / Ventilator (m ³ /h)	220
Saída de fumos / Salida de humos / Smoke outlet (mm)	180
Canalização / Canalización / Canalization (mm)	96/120
Entrada de Ar / Entrada de aire / Air intake (mm)	99
Peso / Weight (Kg)	135
Classe eficiência / Clase de eficiencia / Efficiency class	A ⁺



Vista topo
Vista superior
Top view



Vista lateral
Vista lateral
Side view

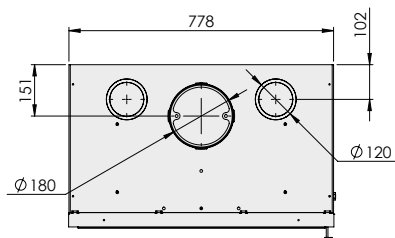


Vista frontal
Vista frontal
Front view

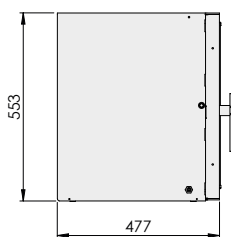
Intra S 80

pt / es / en

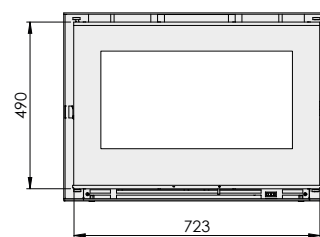
Potência / Potencia / Power (kW)	10,4
Eficiência / Eficiencia / Efficiency (%)	79,6
Consumo / Consumption (Kg/h)	2,9
Ventilador / Ventilator (m ³ /h)	220
Saída de fumos / Salida de humos / Smoke outlet (mm)	180
Canalização / Canalización / Canalization (mm)	96/120
Entrada de Ar / Entrada de aire / Air intake (mm)	99
Peso / Weight (Kg)	145
Classe eficiência / Clase de eficiencia / Efficiency class	A



Vista topo
Vista superior
Top view



Vista lateral
Vista lateral
Side view

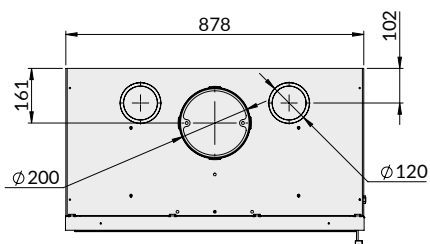


Vista frontal
Vista frontal
Front view

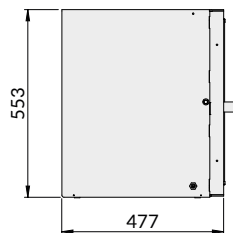
Intra S 90

pt / es / en

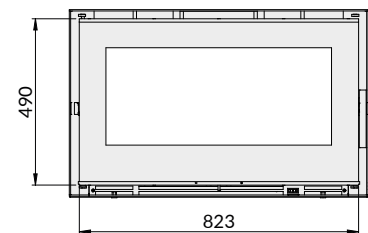
Potência / Potencia / Power (kW)	10,9
Eficiência / Eficiencia / Efficiency (%)	78,6
Consumo / Consumption (Kg/h)	3,0
Ventilador / Ventilator (m ³ /h)	220
Saída de fumos / Salida de humos / Smoke outlet (mm)	200
Canalização / Canalización / Canalization (mm)	96/120
Entrada de Ar / Entrada de aire / Air intake (mm)	99
Peso / Weight (Kg)	160
Classe eficiência / Clase de eficiencia / Efficiency class	A



Vista topo
Vista superior
Top view



Vista lateral
Vista lateral
Side view

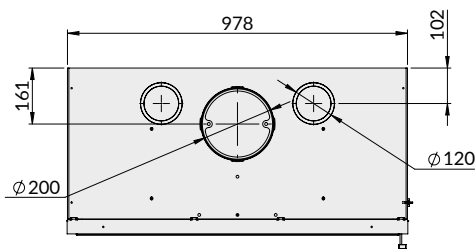


Vista frontal
Vista frontal
Front view

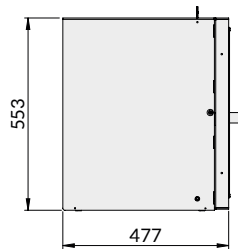
Intra S 100

pt / es / en

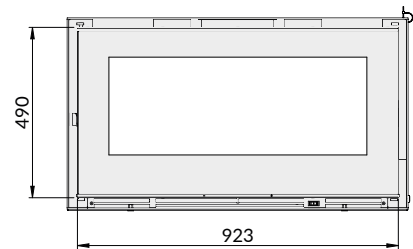
Potência / Potencia / Power (kW)	11,2
Eficiência / Eficiencia / Efficiency (%)	77,6
Consumo / Consumption (Kg/h)	3,3
Ventilador / Ventilator (m ³ /h)	220
Saída de fumos / Salida de humos / Smoke outlet (mm)	200
Canalização / Canalización / Canalization (mm)	96/120
Entrada de Ar / Entrada de aire / Air intake (mm)	99
Peso / Weight (Kg)	170
Classe eficiência / Clase de eficiencia / Efficiency class	A



Vista topo
Vista superior
Top view



Vista lateral
Vista lateral
Side view



Vista frontal
Vista frontal
Front view