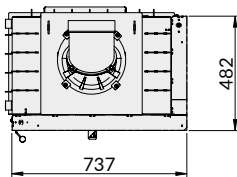


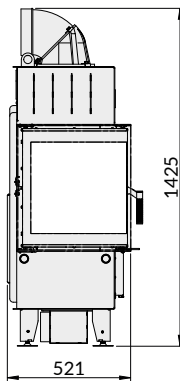
Prima SM BL

pt / es / en

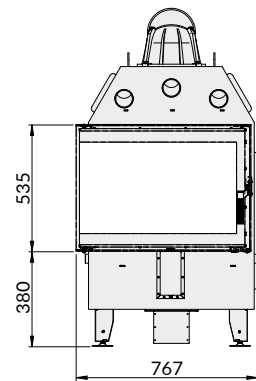
| | |
|--|------|
| Gama potência / Gama potencia / Power range (kW) | 4-12 |
| Eficiência / Eficiencia / Efficiency (%) | 80,1 |
| Saída de fumos / Salida de humos / Smoke outlet (mm) | 200 |
| Entrada de Ar / Entrada de aire / Air intake (mm) | 125 |
| Peso / Weight (Kg) | 185 |
| Classe eficiência / Clase de eficiencia / Efficiency class | A |



Vista topo
Vista superior
Top view



Vista lateral
Vista lateral
Side view

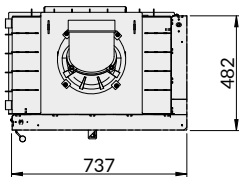


Vista frontal
Vista frontal
Front view

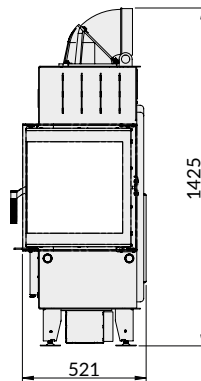
Prima ME BL

pt / es / en

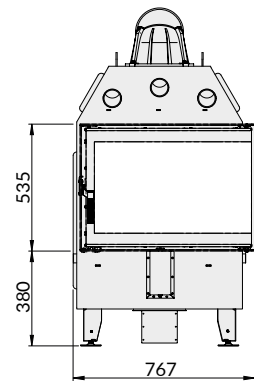
| | |
|--|------|
| Gama potência / Gama potencia / Power range (kW) | 6-15 |
| Eficiência / Eficiencia / Efficiency (%) | 80 |
| Saída de fumos / Salida de humos / Smoke outlet (mm) | 200 |
| Entrada de Ar / Entrada de aire / Air intake (mm) | 125 |
| Peso / Weight (Kg) | 231 |
| Classe eficiência / Clase de eficiencia / Efficiency class | A |



Vista topo
Vista superior
Top view



Vista lateral
Vista lateral
Side view



Vista frontal
Vista frontal
Front view